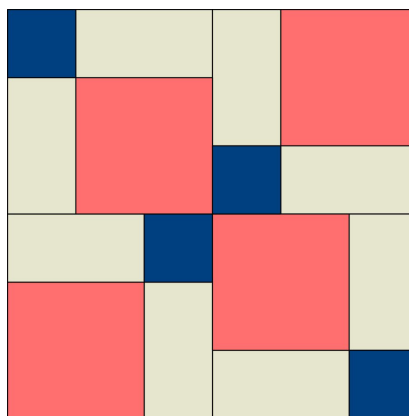


# Block of the Month for May 2020

## May Flowers

12 x 12" Block (12.5" x 12.5" Unfinished)



*This month, we all could use a cheerful bouquet to stitch up! It is a Disappearing Nine Patch block, using bright warm florals alongside bright cool florals, framed with white or white on white. Excellent use for Kaffe florals or any other bright floral fabrics in your stash!*

### Cutting

• **White solid or white on white:**  
Cut 4 - 5" Squares

• **Bright Warm Color Floral Print:**  
Cut 4 - 5" Squares

• **Bright Cool Color Floral Print:**  
Cut 1 - 5" Squares

### Assembly

*Use 1/4" seam allowances.*


**1.** For row one and three, sew Warm Floral squares on either side of a White square. Press toward the floral print.



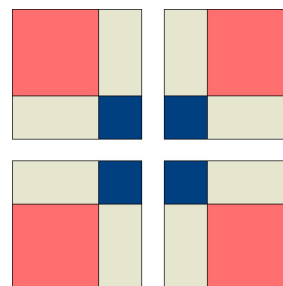
**2.** For row two, sew White squares on either side of the Cool Floral square. Press toward the floral print.



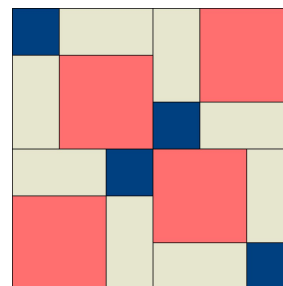
**3.** Sew together rows one, two and three to form a nine patch block.



**4.** Cut the nine patch block in half vertically and then each half horizontally.



**5.** Arrange the four resulting units as shown to make the block. You will need to trim the sides equally to measure 12 1/2" square.



**Please bring your block(s) to the next meeting**

**Questions?** Please call Nancy Butterfield at 805-455-3033 [nlfbutterfield@gmail.com](mailto:nlfbutterfield@gmail.com)